



Emergency Medical Services Committee  
Tuesday, April 8, 2025  
Agenda

Call to Order

Check for Quorum

Welcome Mayor's Emerging Leaders

Public Comments – Limited to Agenda Items

Approval of Minutes: March 11, 2025

Agenda:

- Maintenance Report
- Response Report
- Financial Report

Other Business:

Next Meeting: May 13, 2025

Adjourn:

# EMS Maintenance Report

## For the Month March

### 2025

<b>(6310-GB) 2012 F-450 #69 VIN# 1FDUF4GT8CEB55275</b>					
Date		Mar. Mileage	Description of Work Performed	Total Cost	Total this FY
4/2/2025		218,572	Dismount, mount and balance tires x 6	\$180.00	
				<b>\$180.00</b>	<b>\$180.00</b>
<b>(5797GC) 2016 E-450 #81 VIN# 1FDXE4FS6GDC37932</b>					
Date	Aug. Mileage	Sept. Mileage	Description of Work Performed	Total Cost	Total this FY
			Remounted as Permit #14	\$0.00	
			Total Monthly Cost:	<b>\$0.00</b>	<b>\$104.02</b>
<b>(0388GE) 2017 E-450 #82 VIN# 1FDXE4FS8HDC21250</b>					
Date	July Mileage	Aug. Mileage	Description of Work Performed	Total Cost	Total this FY
			Remounted as Permit #13	\$0.00	
			Total Monthly Cost:	<b>\$0.00</b>	<b>\$502.49</b>
<b>(7693GE) 2018 E-450 #85 VIN# 1FDXE4FSXJDC05380</b>					
Date	Sept. Mileage	Oct. Mileage	Description of Work Performed	Total Cost	Total this FY
			Remounted as Permit #15	\$0.00	
			Total Monthly Cost:	<b>\$0.00</b>	<b>\$151.99</b>
<b>(7692GE) 2018 E-450 #86 VIN# 1FDXE4FS1JDC05378</b>					
Date	Nov. Mileage	Dec. Mileage	Description of Work Performed	Total Cost	Total this FY
			At EMS Admin for outfitting. Will be Permit #16	\$0.00	
			Total Monthly Cost:	<b>\$0.00</b>	<b>\$558.38</b>
<b>(2704GF) 2018 E-450 #89 VIN# 1FDXE4FS1JDC14873</b>					
Date	Dec. Mileage	Jan. Mileage	Description of Work Performed	Total Cost	Total this FY
			OOS @ Select Tech/In remount process. Will be Permit #17	\$0.00	
			Total Monthly Cost:	<b>\$0.00</b>	<b>\$209.71</b>
<b>(2707GF) 2018 E-450 #90 VIN# 1FDXE4FS5JDC14875</b>					
Date	Feb. Mileage	Mar. Mileage	Description of Work Performed	Total Cost	Total this FY
	125,405	125,434		\$0.00	
			Total Monthly Cost:	<b>\$0.00</b>	<b>\$191.03</b>

# EMS Maintenance Report

## For the Month March

### 2025

<b>(2706GF) 2018 E-450 #91 VIN# 1FDXE4FS4JDC19484</b>					
Date	Jan. Mileage	Feb. Mileage	Description of Work Performed	Total Cost	Total this FY
	163,897	163,987	OOS @ Select Tech/In remount process. Will be Permit #18	\$0.00	
			Total Monthly Cost:	\$0.00	\$260.28
<b>(2705GF) 2018 E-450 #92 VIN# 1FDXE4FSXJDC14872</b>					
Date	Feb. Mileage	Mar. Mileage	Description of Work Performed	Total Cost	Total this FY
	111,966		OOS @ EMS Admin for remount stripping	\$0.00	
			Total Monthly Cost:	\$0.00	\$251.69
<b>(5658GG) 2020 F-450 #95 VIN# 1FDUF4GN9LDA05876</b>					
Date	Feb. Mileage	Mar. Mileage	Description of Work Performed	Total Cost	Total this FY
1/31/2025	82,422	82,578	Replaced front brake pads, rotors & calipers	\$692.52	
3/6/2025			Replaced drivers side front brake caliper & alternator	\$800.32	
			Total Monthly Cost:	\$1,492.84	\$3,215.22
<b>(5674GG) 2020 F-450 #96 VIN# 1FDUF4GN3LDA07073</b>					
Date	Feb. Mileage	Mar. Mileage	Description of Work Performed	Total Cost	Total this FY
	97,075	97,123		\$0.00	
			Total Monthly Cost:	\$0.00	\$1,334.80
<b>(5672GG) 2020 F-450 #97 VIN# 1FDUF4GN5LDA07074</b>					
Date	Feb. Mileage	Mar. Mileage	Description of Work Performed	Total Cost	Total this FY
	123,409	123,409		\$0.00	
			Total Monthly Cost:	\$0.00	\$4,980.03
<b>(5673GG) 2020 F-450 #98 VIN# 1FDUF4GN1LDA07072</b>					
Date	Feb. Mileage	Mar. Mileage	Description of Work Performed	Total Cost	Total this FY
	142,834	143,188		\$0.00	
			Total Monthly Cost:	\$0.00	\$1,491.21
<b>(7235GG) 2020 F-450 #99 VIN# 1FDUF4GNXLDA11668</b>					
Date	Feb. Mileage	Mar. Mileage	Description of Work Performed	Total Cost	Total this FY
	128,359	128,359		\$0.00	
			Total Monthly Cost:	\$0.00	\$3,324.31

# EMS Maintenance Report

## For the Month March

### 2025

<b>(7236GG) 2020 F-450 #01 VIN# 1FDUF4GN1LDA11669</b>					
Date	Feb. Mileage	Mar. Mileage	Description of Work Performed	Total Cost	Total this FY
2/6/2025	90,697	90,966	Serviced, inspected and transmission filter replaced	\$249.83	
			<b>Total Monthly Cost:</b>	<b>\$249.83</b>	<b>\$14,451.82</b>
<b>(3681GH) 2022 F-450 #02 VIN# 1FDUF4GN7NDA01540</b>					
Date	Feb. Mileage	Mar. Mileage	Description of Work Performed	Total Cost	Total this FY
3/13/2025	70,873	72,514	Serviced & sparkplug wire replaced	\$126.87	
			<b>Total Monthly Cost:</b>	<b>\$126.87</b>	<b>\$640.12</b>
<b>(3693GH) 2022 F-450 #03 VIN# 1FDUF4GN9NDA01541</b>					
Date	Feb. Mileage	Mar. Mileage	Description of Work Performed	Total Cost	Total this FY
3/18/2025	76,882	79,403	Serviced & sparkplug wire replaced	\$124.68	
			<b>Total Monthly Cost:</b>	<b>\$124.68</b>	<b>\$2,327.09</b>
<b>(7783GH) 2022 F-450 #04 VIN# 1FDUF4GN8NDA16502</b>					
Date	Feb. Mileage	Mar. Mileage	Description of Work Performed	Total Cost	Total this FY
	62,151	64,929		\$0.00	
			<b>Total Monthly Cost:</b>	<b>\$0.00</b>	<b>\$412.67</b>
<b>(9360GH) 2022 F-450 #05 VIN# 1FDUF4GNXNDA16503</b>					
Date	Feb. Mileage	Mar. Mileage	Description of Work Performed	Total Cost	Total this FY
3/18/2025	82,517	86,110	Dismount, mount and balance tires x 6	\$180.00	
3/18/2025			Serviced & inspected	\$93.20	
			<b>Total Monthly Cost:</b>	<b>\$273.20</b>	<b>\$2,858.47</b>
<b>(9398GH) 2022 F-450 #06 VIN# 1FDUF4GN1NDA16504</b>					
Date	Feb. Mileage	Mar. Mileage	Description of Work Performed	Total Cost	Total this FY
	58,714	62,923		\$0.00	
			<b>Total Monthly Cost:</b>	<b>\$0.00</b>	<b>\$7,936.35</b>
<b>(9409GH) 2022 F-450 #07 VIN# 1FDUF4GN3NDA16505</b>					
Date	Feb. Mileage	Mar. Mileage	Description of Work Performed	Total Cost	Total this FY
1/28/2025	34,343	36,032	Replaced front brake pads, rotors & calipers	\$616.62	
			<b>Total Monthly Cost:</b>	<b>\$616.62</b>	<b>\$1,212.04</b>

**EMS Maintenance Report  
For the Month March  
2025**

<b>(7694-GE) 2023 F-450 #08 VIN# 1FDUF4GNXPED04633</b>					
Date	Feb. Mileage	Mar. Mileage	Description of Work Performed	Total Cost	Total this FY
	10,138	11,496		\$0.00	
			Total Monthly Cost:	<b>\$0.00</b>	<b>\$90.00</b>
<b>(7691-GE) 2023 F-450 #09 VIN# 1FDUF4GN1PED04634</b>					
Date	Feb. Mileage	Mar. Mileage	Description of Work Performed	Total Cost	Total this FY
3/11/2025	17,601	19,366	Dismount, mount and balance tires x 2 & alignment	\$189.95	
			Total Monthly Cost:	<b>\$189.95</b>	<b>\$292.45</b>
<b>(0343-GE) 2023 F-450 #10 VIN# 1FDUF4GN3PED04635</b>					
Date	Feb. Mileage	Mar. Mileage	Description of Work Performed	Total Cost	Total this FY
3/14/2025	11,955	14,391	Dismount, mount and balance tires x 6	\$180.00	
			Total Monthly Cost:	<b>\$180.00</b>	<b>\$205.00</b>
<b>(0342-GE) 2023 F-450 #11 VIN# 1FDUF4GN5PED04636</b>					
Date	Feb. Mileage	Mar. Mileage	Description of Work Performed	Total Cost	Total this FY
	13,407	15,964		\$0.00	
			Description of Work Performed	<b>\$0.00</b>	<b>\$449.89</b>
<b>(5798-GC) 2023 F-450 #12 VIN# 1FDUF4GN7PED04637</b>					
Date	Feb. Mileage	Mar. Mileage	Description of Work Performed	Total Cost	Total this FY
1/31/2025	9,651	13,305	Serviced and inspected	\$82.31	
			Total Monthly Cost:	<b>\$82.31</b>	<b>\$399.07</b>
<b>(0388GE) 2023 F-450 #13 VIN# 1FDUF4GN9PDA18004</b>					
Date	Feb. Mileage	Mar. Mileage	Description of Work Performed	Total Cost	Total this FY
1/31/2025	8,177	12,000	Serviced & Inspected	\$82.31	
3/14/2025			Dismount, mount and balance tires x 6	\$180.00	
			Total Monthly Cost:	<b>\$262.31</b>	<b>\$274.81</b>
<b>(5797GC) 2023 F-450 #14 VIN# 1FDUF4GN7PDA18244</b>					
Date	Feb. Mileage	Mar. Mileage	Description of Work Performed	Total Cost	Total this FY
3/6/2025	4,424	7,850	Serviced & Inspected	\$82.31	
			Total Monthly Cost:	<b>\$82.31</b>	<b>\$82.31</b>

**EMS Maintenance Report  
For the Month March  
2025**

<b>(7693GE) 2023 F-450 #15 VIN# 1FDUF4GN7PDA18261</b>					
Date	Feb. Mileage	Mar. Mileage	Description of Work Performed	Total Cost	Total this FY
	1,104	3,216		\$0.00	
			Total Monthly Cost:	\$0.00	\$0.00
<b>SORT 2 UNIT (GX1067) 2006 F-650 VIN# 3FRNF66F26V317882</b>					
Date	Feb. Mileage	Mar. Mileage	Description of Work Performed	Total Cost	Total this FY
	167,987	167,987		\$0.00	
			Total Monthly Cost:	\$0.00	\$642.23
<b>ERT2 (GR1689) 1995 INTL. VIN# 1HTSLAAM6SH659442</b>					
Date	Feb. Mileage	Mar. Mileage	Description of Work Performed	Total Cost	Total this FY
	134,326	134,326		\$0.00	
			Total Monthly Cost:	\$0.00	\$0.00
<b>ERT3 (GR1635) 1996 INTL. VIN# 1HTSLAAM3SH218769 SORT 3 UNIT</b>					
Date	Feb. Mileage	Mar. Mileage	Description of Work Performed	Total Cost	Total this FY
	144,558	144,575		\$0.00	
			Total Monthly Cost:	\$0.00	\$0.00
<b>(GX1093) 2006 F-150 VIN# 1FTRX14W36NB06008</b>					
Date	Feb. Mileage	Mar. Mileage	Description of Work Performed	Total Cost	Total this FY
	203,484	203,494		\$0.00	
			Total Monthly Cost:	\$0.00	\$0.00
<b>Training 2013 Tahoe (6317GB) VIN# 1GNSK2E02DR158744</b>					
Date	Feb. Mileage	Mar. Mileage	Description of Work Performed	Total Cost	Total this FY
	125,674	126,298		\$0.00	
			Total Monthly Cost:	\$0.00	\$139.46
<b>District Reserve 1 2014 Tahoe (2718GC) VIN# 1GNSK2E07ER157865</b>					
Date	Feb. Mileage	Mar. Mileage	Description of Work Performed	Total Cost	Total this FY
2/13/2025	154,269	154,343	Serviced & Inspected	\$65.82	
			Total Monthly Cost:	\$65.82	\$65.82

# EMS Maintenance Report

## For the Month March

### 2025

<b><i>SORT Command (2826GC) 2015 Chevy 2500HD VIN# 1GC1KUEG3FF552139</i></b>					
Date	Feb. Mileage	Mar. Mileage	Description of Work Performed	Total Cost	Total this FY
	148,924	149,488		\$0.00	
			Total Monthly Cost:	<b>\$0.00</b>	<b>\$72.84</b>
<b><i>District Reserve 2 2017 Tahoe (5098GE) VIN# 1GNSKFEC8HR326054</i></b>					
Date	Feb. Mileage	Mar. Mileage	Description of Work Performed	Total Cost	Total this FY
3/14/2025	76,671	77,179	Replaced front & rear pads & rotors	\$529.08	
			Total Monthly Cost:	<b>\$529.08</b>	<b>\$845.84</b>
<b><i>District 2 2020 Tahoe (1106GG) VIN# 1GNSKFEC5LR305168</i></b>					
Date	Feb. Mileage	Mar. Mileage	Description of Work Performed	Total Cost	Total this FY
2/3/2025	104,987	108,198	Rep. engine mounts/knock sensor/heater core T/thermostat	\$930.25	
			Total Monthly Cost:	<b>\$930.25</b>	<b>\$6,581.21</b>
<b><i>District 3 2019 Tahoe (8554GF) VIN# 1GNSKFEC8KR401553</i></b>					
Date	Feb. Mileage	Mar. Mileage	Description of Work Performed	Total Cost	Total this FY
2/14/2025	138,084	139,275	Replaced rear brakes	\$236.55	
3/5/2025			Replaced oil sending unit, overflow and radiator	\$436.24	
			Total Monthly Cost:	<b>\$672.79</b>	<b>\$1,846.10</b>
<b><i>District 1 2019 Tahoe (8531GF) VIN# 1GNSKFEC9KR369762</i></b>					
Date	Feb. Mileage	Mar. Mileage	Description of Work Performed	Total Cost	Total this FY
	100,792	101,950		\$0.00	
			Total Monthly Cost:	<b>\$0.00</b>	<b>\$402.53</b>
<b><i>EMS Command 2024 F250 (7166GI) VIN# 1FT7W2BN9REC64013</i></b>					
Date	Feb. Mileage	Mar. Mileage	Description of Work Performed	Total Cost	Total this FY
3/11/2025	13,548	15,034	Serviced and inspected	\$86.18	
			Total Monthly Cost:	<b>\$86.18</b>	<b>\$390.36</b>
<b><i>Temp Fire Chief Loaner 2016 Tahoe (5804GZ) VIN# 1GNSKFEC8GR396457</i></b>					
Date	Feb. Mileage	Mar. Mileage	Description of Work Performed	Total Cost	Total this FY
	88,644	89,601		\$0.00	
			Total Monthly Cost:	<b>\$0.00</b>	<b>\$331.31</b>

# EMS Maintenance Report

## For the Month March

### 2025

<b>EMS Chief 2022 Ford F-350 (7304GH) VIN# 1FT8W3BT6NEE22035</b>					
Date	Feb. Mileage	Mar. Mileage	Description of Work Performed	Total Cost	Total this FY
3/25/2025	23,001	24,025	Dismount/Mount & balance tires x 4	\$120.00	
			<b>Total Monthly Cost:</b>	<b>\$120.00</b>	<b>\$258.17</b>
<b>Operations Asst. Chief 2024 F250 (7167GI) VIN# 1FT7W2BN4REC62461</b>					
Date	Feb. Mileage	Mar. Mileage	Description of Work Performed	Total Cost	Total this FY
	11,839	13,536		\$0.00	
			<b>Total Monthly Cost:</b>	<b>\$0.00</b>	<b>\$305.39</b>
<b>Administration Asst. Chief 2021 Expedition (1934GH) VIN# 1FMJU1JT1MEA59232</b>					
Date	Feb. Mileage	Mar. Mileage	Description of Work Performed	Total Cost	Total this FY
	23,575	24,180		\$0.00	
			<b>Total Monthly Cost:</b>	<b>\$0.00</b>	<b>\$176.48</b>
<b>Fleet/Facilities Manager (9423-GH) 2023 International CV515 VIN# 1HTKTSWK9PH149753</b>					
Date	Feb. Mileage	Mar. Mileage	Description of Work Performed	Total Cost	Total this FY
	31,287	32,714		\$0.00	
			<b>Total Monthly Cost:</b>	<b>\$0.00</b>	<b>\$611.64</b>
<b>Facilities (7154-GI) 2023 Chevy Express 2500 Van VIN# 1GCWGAFP7P1234883</b>					
Date	Feb. Mileage	Mar. Mileage	Description of Work Performed	Total Cost	Total this FY
	18,629	20,096		\$0.00	
			<b>Total Monthly Cost:</b>	<b>\$0.00</b>	<b>\$300.50</b>
<b>EMS Utility (5170-GA) 2012 F-450 FLEET/FACILITIES VIN# 1FDUF4GT4CEA71907</b>					
Date	Feb. Mileage	Mar. Mileage	Description of Work Performed	Total Cost	Total this FY
	261,788	261,788		\$0.00	
			<b>Total Monthly Cost:</b>	<b>\$0.00</b>	<b>\$7,181.16</b>
<b>2004 John Deere 6X4 UTV</b>					
Date	Feb. Mileage	Mar. Mileage	Description of Work Performed	Total Cost	Total this FY
				\$0.00	
			<b>Total Monthly Cost:</b>	<b>\$0.00</b>	<b>\$0.00</b>



# EMS Maintenance Report

## For the Month March

### 2025

<b>2016 Polaris 800 6X6 UTV VIN# 4XARAA761GT734036</b>					
Date	Feb. Mileage	Mar. Mileage	Description of Work Performed	Total Cost	Total this FY
				\$0.00	
			Total Monthly Cost:	<b>\$0.00</b>	<b>\$0.00</b>
<b>2024 Polaris 1000 4x4 UTV Vin# 4XARSE99XR8453791</b>					
Date	Feb. Mileage	Mar. Mileage	Description of Work Performed	Total Cost	Total this FY
				\$0.00	
			Total Monthly Cost:	<b>\$0.00</b>	<b>\$0.00</b>
<b>AMBU-BUS VIN# 1BAAKCSA7TF070743</b>					
Date	Feb. Mileage	Mar. Mileage	Description of Work Performed	Total Cost	Total this FY
	201,319	201,319		\$0.00	
			Total Monthly Cost:	<b>\$0.00</b>	<b>\$0.00</b>
<b>Totals</b>					
Parts Cost	July	\$980.37		Month Total	Grand Total FY
	August	\$1,920.14		<b>\$6,265.04</b>	<b>\$68,538.29</b>
	September	\$3,372.30			
	October	\$1,295.38	Allocated Funding	\$95,000.00	
	November	\$405.13	Total FY 2024-2025 Expenditures Incl Parts	\$77,435.08	
	December	\$343.76	Remaining Fund Balance	\$17,564.92	
	January	\$36.98	Percentage of Budget Exhausted	82%	
	February	\$92.84	Percentage of Budget Remaining	18%	
	March	\$449.89			
	April				
	May				
	June				
Total FY 24-25		<b>\$8,896.79</b>			



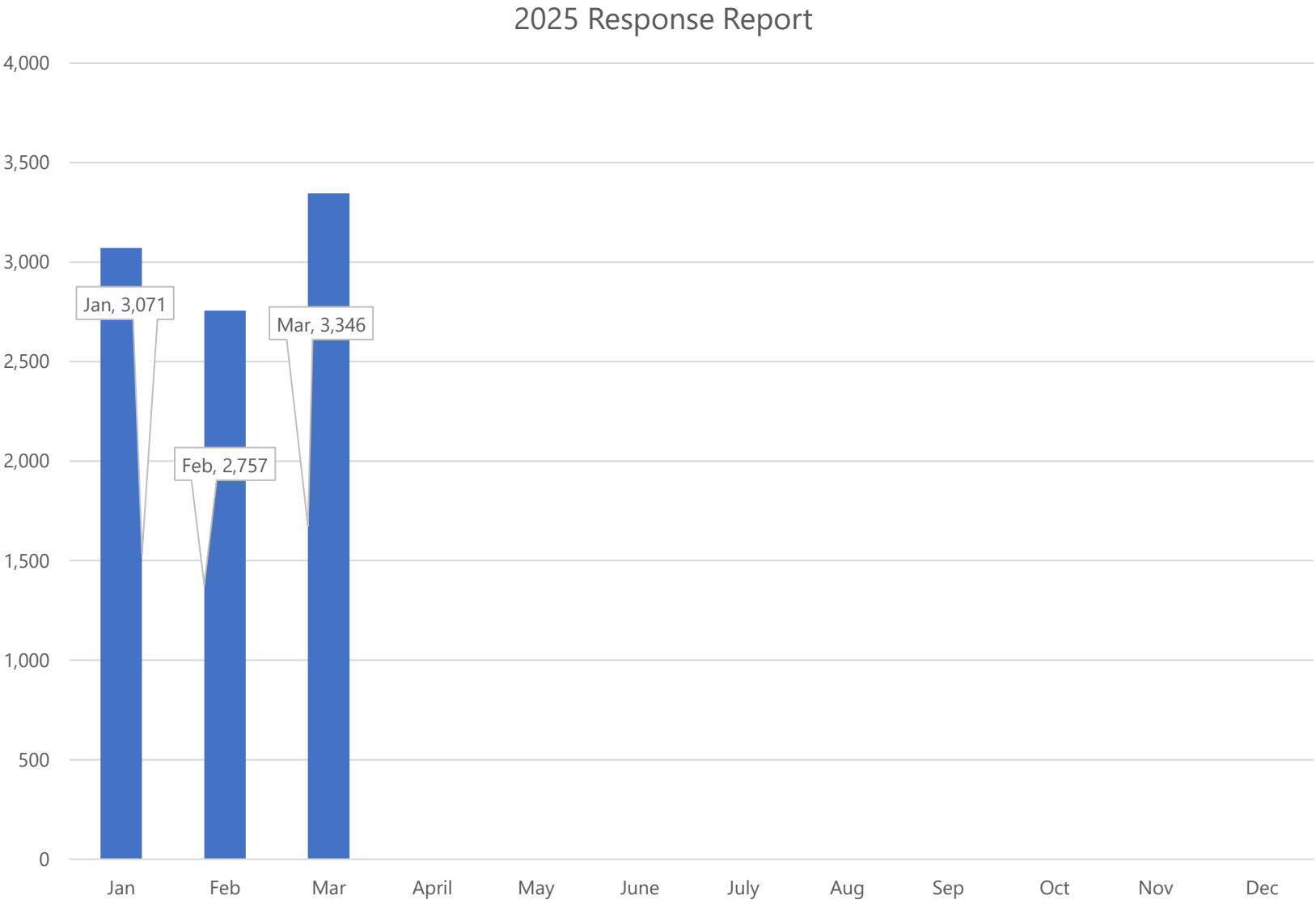
# EMS Response Report for March 2025

A creative way to visually report EMS  
Data.

# 2024 EMS Monthly Response Report

Total call volume by month:

- January 3071
- February 2757
- March 3346







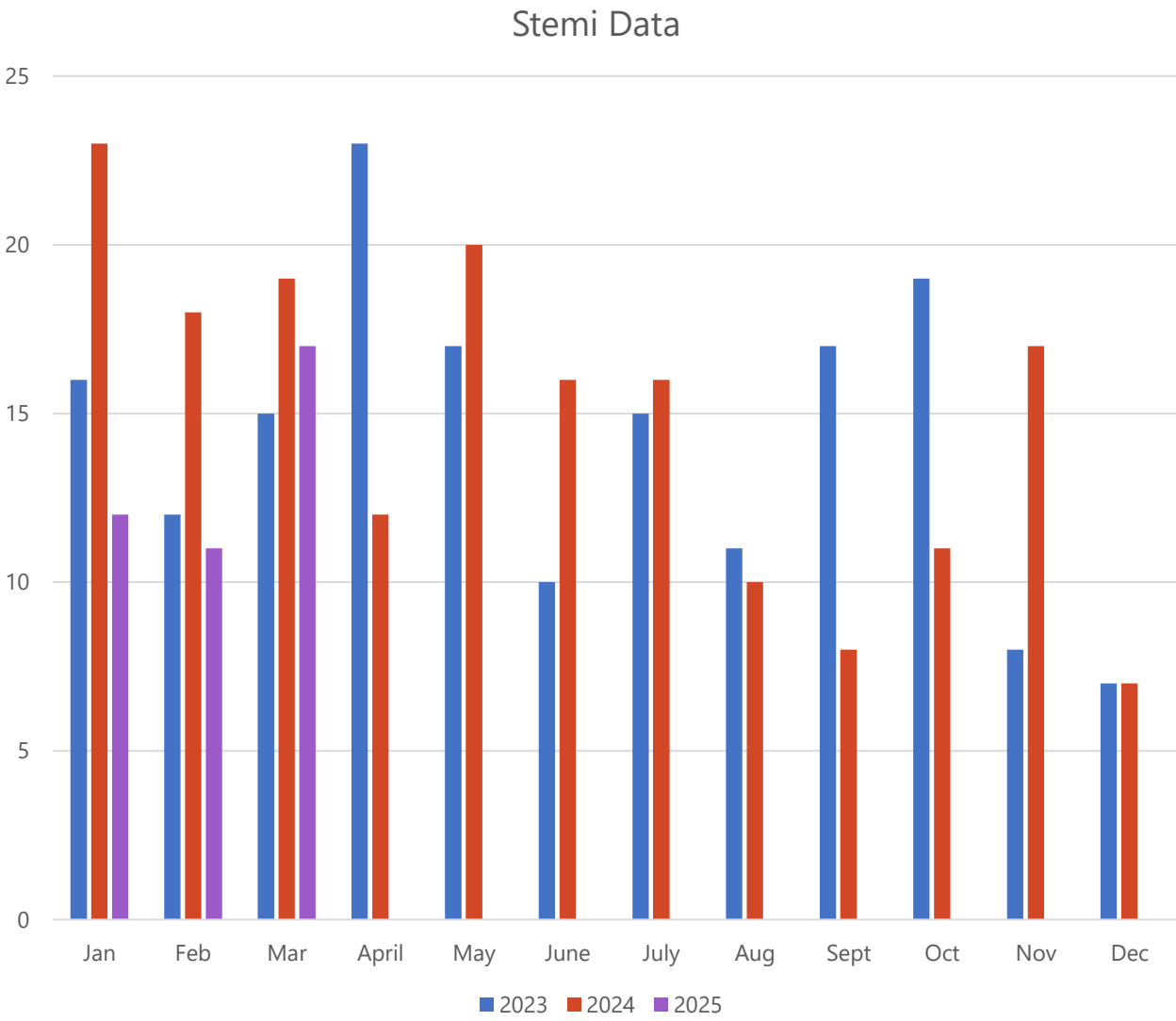
# Clinical Reports



## STEMI Report

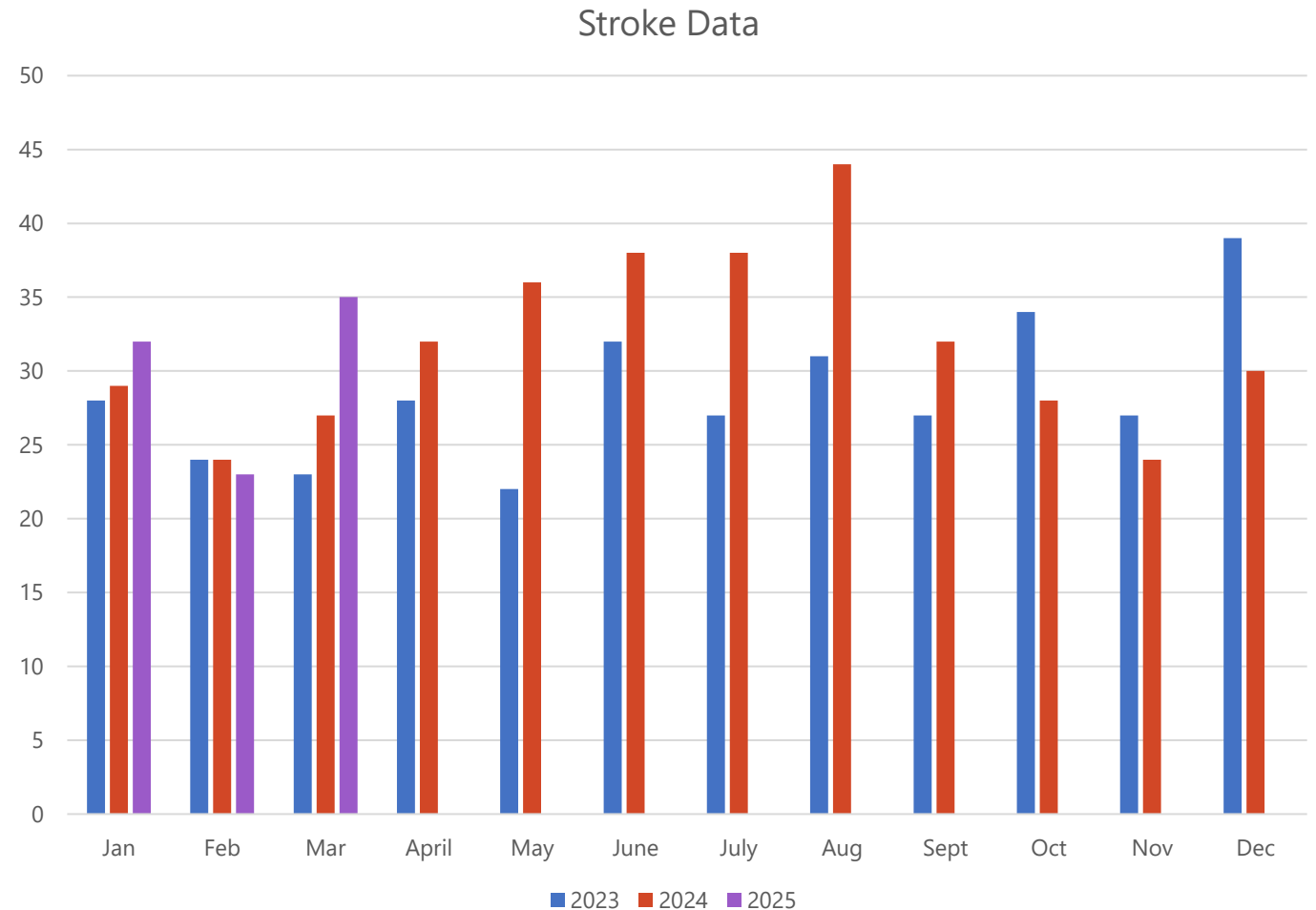
STEMI is defined as a **ST** segment **E**levation on our cardiac monitor.

Also known as a **M**yocardial **I**nfarction, or an active heart attack.



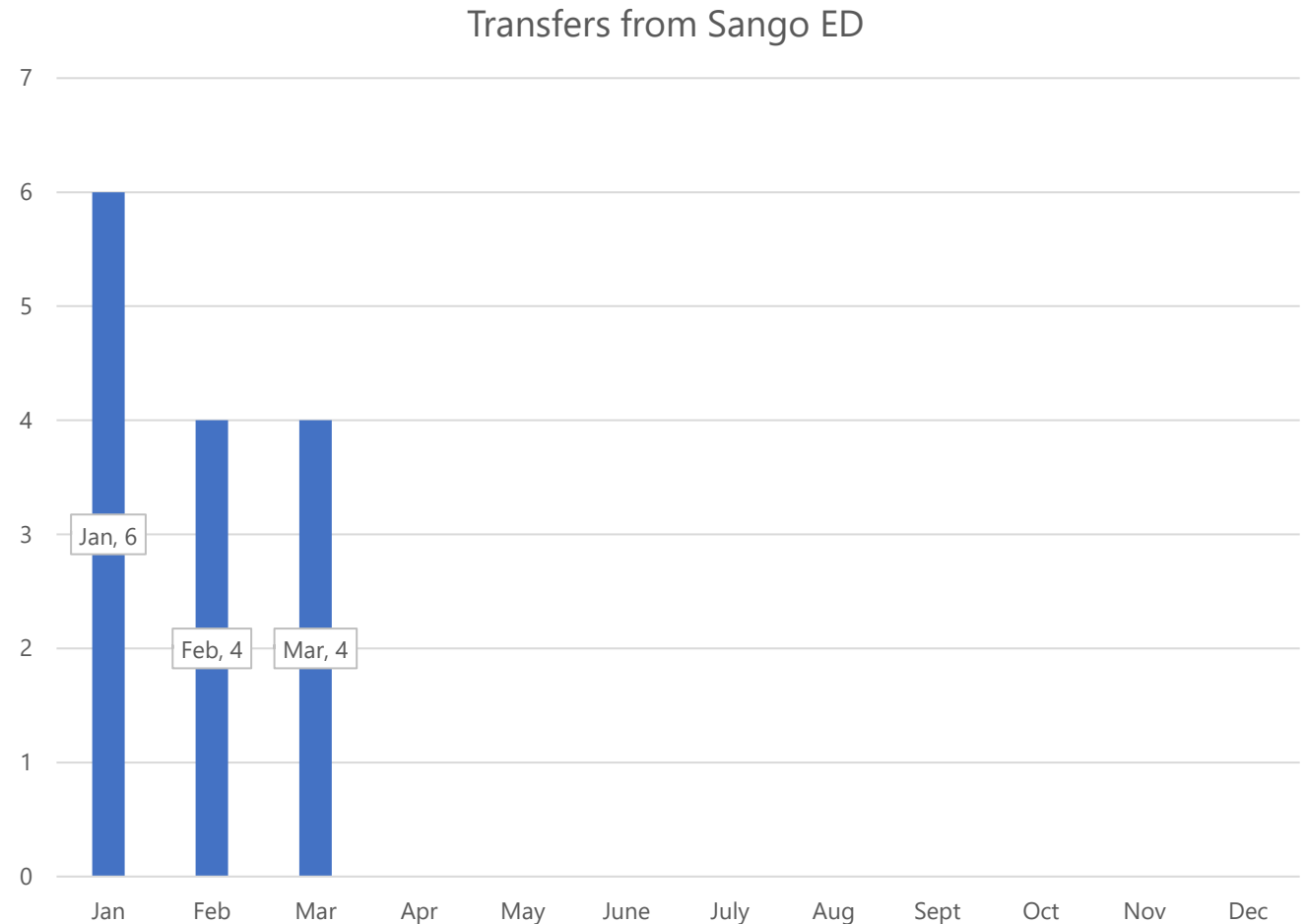
# Clinical Reports Continued

- **Cerebral Vascular Accident**
- CVA is a Stroke: A Stroke is when a portion of the brain is not receiving blood flow.
- The majority of Strokes are caused by occlusions or blood clots in a similar mechanism as a heart attack.



# Transfers from Sango Emergency Department

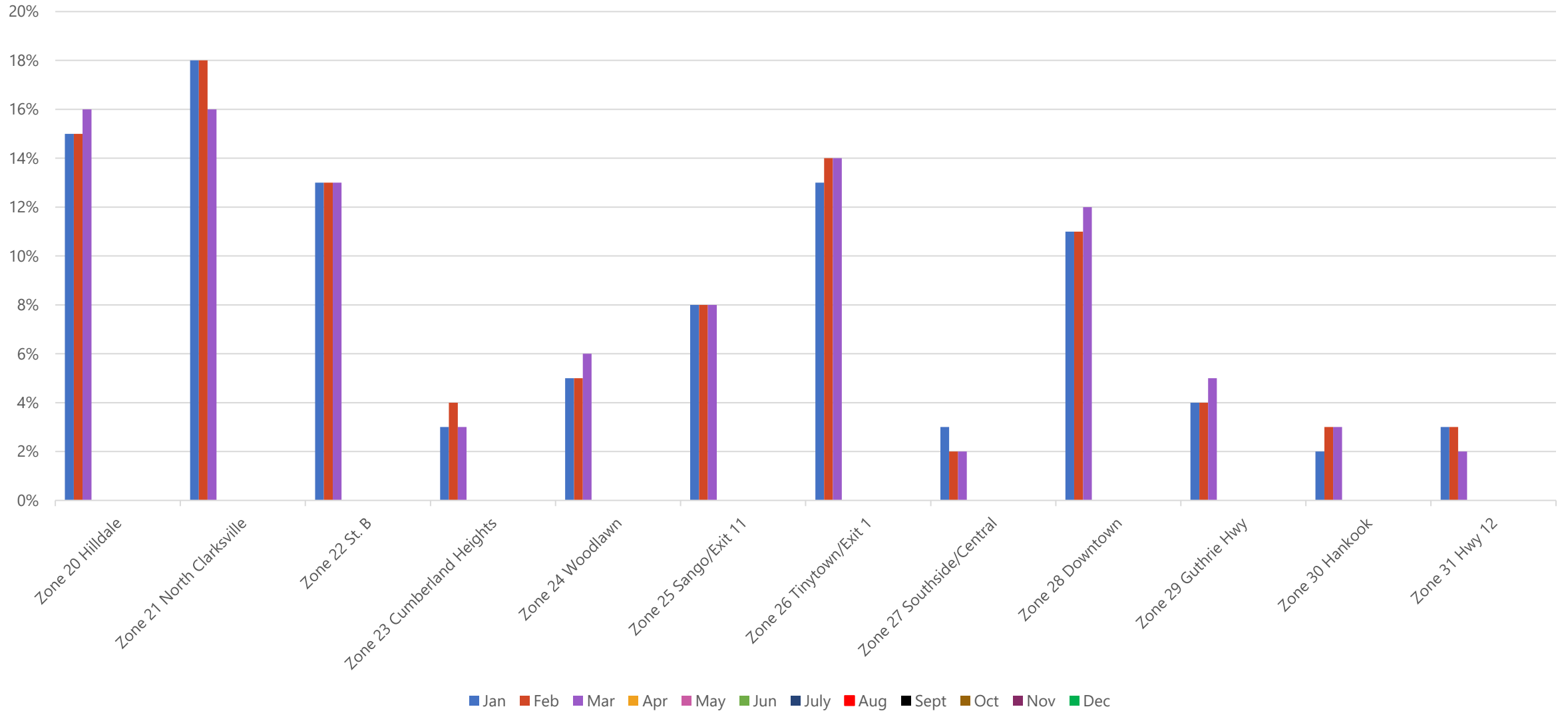
- Transfers from Sango ED occur when no other resource is available, and the patient meets established clinical criteria for an immediate transfer to the main facility or a higher level of care at a Nashville facility.
- Examples:
  - Needing flight
  - STEMI
  - Emergent OB
  - Emergent Surgery





# 2025 Zone Responses

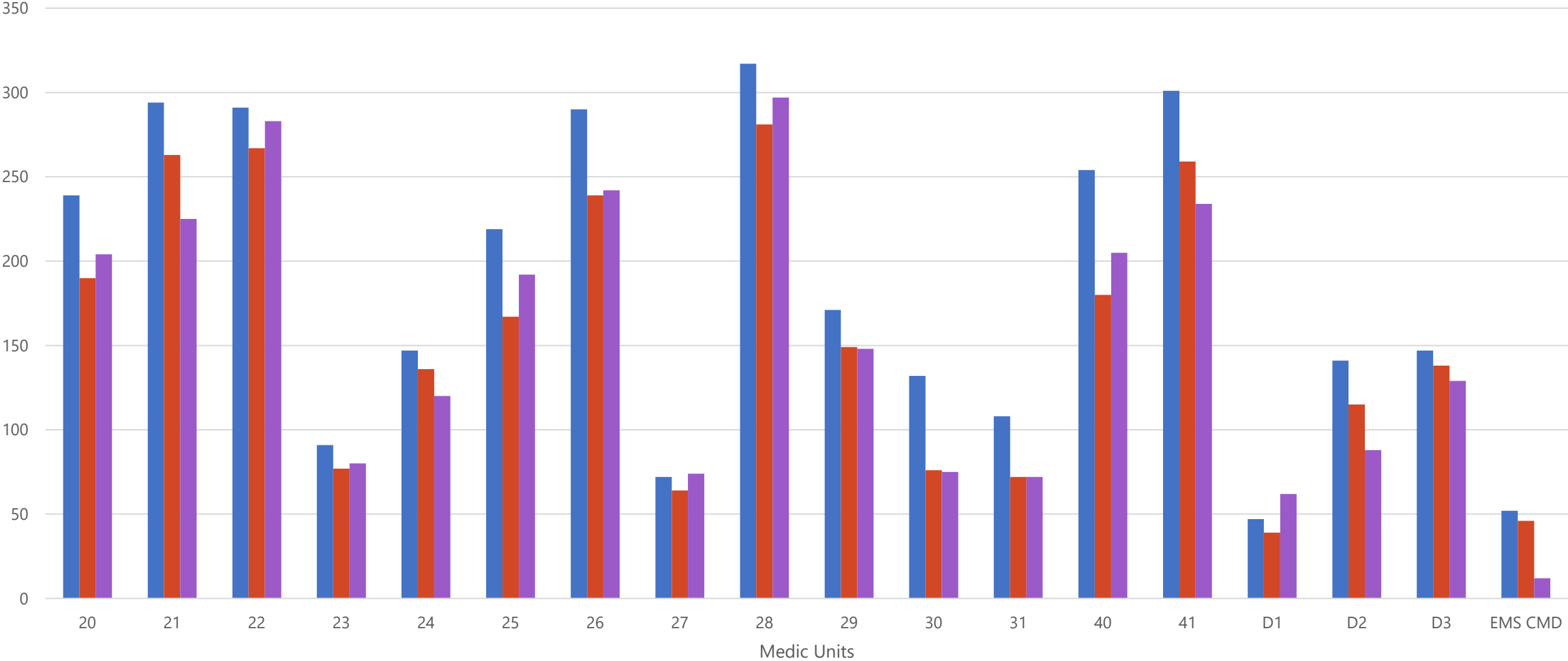
2025 Zone Response Percentages



# Total Responses by Units

Calls Per Unit

Mar-25 Mar-24 Mar-23



# Other Monthly Statistics/Information

---

- 23 Coroner Cases worked for the month
- 21% Increase in call volume from March of 2024
- Hosted Girl Scout Troop at Admin
- Participated in Sango Elem Science Night
- Participated in Byrns Darden Stem Night
- Participated in Touch a Truck event at Ringgold Elem
- Civitan First Responder Award Ceremony recognizing Lt. Jeremy Cox
- Applied for \$12,000 grant money from THSO
- Admin office roof replacement started
- Current Openings:
  - 0 Full-time AEMT and 1 Part-time AEMT
  - 0 Full-time Paramedic and 1 Part-time
  - One Paramedic and AEMT completed new hire academy last week
  - Next New Hire class begins 7 Apr 2025 2-Paramedics, 1-AEMT



**Montgomery County Emergency Medical Services Financial Report for the Month  
of: March 2025**

Total Charges		Total Collections					
	Total Amount Charged	Private Pay	Insurance	Medicaid	Medicare	Tennova	Total Collection By Month
Jul	\$1,418,072.00	\$39,222.93	\$266,325.48	\$90,883.55	\$263,826.17	\$0.00	\$660,258.13
Aug	\$1,255,585.83	\$34,595.37	\$303,927.94	\$104,716.54	\$171,551.26	\$0.00	\$614,791.11
Sep	\$1,136,073.81	\$36,547.56	\$291,852.14	\$174,672.88	\$142,491.23	\$0.00	\$645,563.81
Oct	\$1,387,037.39	\$26,615.91	\$249,634.77	\$88,152.16	\$234,458.22	\$0.00	\$598,861.06
Nov	\$1,157,775.00	\$38,709.99	\$313,922.37	\$182,649.52	\$454,676.13	\$16,428.80	\$1,006,386.81
Dec	\$1,376,863.25	\$28,389.54	\$306,447.52	\$89,347.36	\$326,687.78	\$0.00	\$750,872.20
Jan	\$1,387,261.45	\$39,635.44	\$205,530.87	\$109,009.91	\$244,286.89	\$6,395.60	\$604,858.71
Feb	\$1,187,993.86	\$34,011.46	\$185,997.30	\$82,736.16	\$226,530.57	\$4,157.20	\$533,432.69
Mar	\$1,404,242.99	\$32,866.76	\$280,489.84	\$156,092.87	\$365,445.76	\$0.00	\$834,895.23
Apr							\$0.00
May							\$0.00
Jun							\$0.00
<b>Total</b>	<b>\$11,710,905.58</b>	<b>\$310,594.96</b>	<b>\$2,404,128.23</b>	<b>\$1,078,260.95</b>	<b>\$2,429,954.01</b>	<b>\$26,981.60</b>	<b>\$6,249,919.75</b>

Credit Bureau		Contractual Writeoffs				
	Placements	Collections	Insurance	Medicaid	Medicare	Total
Jul	\$0.00	\$11,877.00	\$66,250.65	\$140,299.92	\$274,394.43	\$480,945.00
Aug	\$0.00	\$8,102.00	\$44,522.20	\$128,055.97	\$174,615.83	\$347,194.00
Sep	\$371,559.00	\$9,433.00	\$52,037.74	\$160,700.79	\$176,587.26	\$389,325.79
Oct	\$265,876.00	\$10,928.00	\$57,691.25	\$116,973.39	\$240,854.10	\$415,518.74
Nov	\$0.00	\$6,743.00	\$53,179.84	\$103,825.89	\$450,305.13	\$607,310.86
Dec	\$265,229.00	\$8,743.00	\$46,483.13	\$84,871.46	\$277,890.22	\$409,244.81
Jan	\$240,576.00	\$11,356.00	\$60,147.80	\$157,975.82	\$269,835.69	\$487,959.31
Feb	\$260,269.00	\$5,702.00	\$35,970.86	\$107,328.18	\$271,575.27	\$414,874.31
Mar	\$0.00	\$11,077.00	\$37,460.34	\$137,680.97	\$312,797.53	\$487,938.84
Apr						\$0.00
May						\$0.00

Jun						\$0.00
Total	\$1,403,509.00	\$83,961.00	\$453,743.81	\$1,137,712.39	\$2,448,855.46	\$4,040,311.66

Projected Collections\$7,300,000.00

YTD Collections\$6,249,919.75

Projection Remaining\$1,050,080.25

% of FY Exhausted75.00%

